

# Teach Big™

\*TEKS-based \*Data-Driven!



## ONLINE PRACTICE ASSESSMENTS INSTRUCTION GUIDE AND USER MANUAL

### Contact Us



281-549-4466



welcome@teachbig.com



@teach\_big



@teach\_big



@TeachBig3502



@teachbig

### Follow Us on Social Media

3502 Columbia Memorial Parkway, Kemah, Texas, 77565



Scan the QR code  
to view our  
Linktree!

2024 Copyright Teach BIG Reading and Writing www.teachbig.com 281-549-4466

Developed by  
*Randi Whitney*

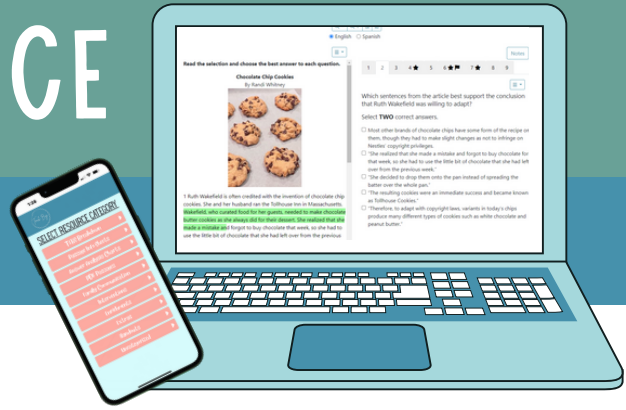
Scan the QR code  
to view this  
handout.



# ONLINE STAAR PRACTICE

Integrate the Teach BIG APP with Clever!

## WHAT IS BIG RESOURCES?



BIG Resources is an educational digital platform which is designed for devices and desktops. Whether it's accessing sample test questions which mimic the state assessment, having an endless amount of practice passages, dramas, and poems, receiving that night-before refresher as a teacher, or having TEKS-correlated daily lesson plans, we are here for you!

With just a few clicks, your Language Arts teaching life will become less stressful. Subscribe NOW for the grade level of your choice!

Accommodations are offered and assignable to students in their student profiles. Available in English and Spanish!

*Want to know more? Visit our Teach Big Store!*

### A LEVEL A: ASSESSMENTS

#### FEATURES:

- May be used as whole group lessons on a Smart Board or for individual student use (passage printing available)
- Subscribe to the grade level of your choice
- Tools: highlighter, elimination, text to speech, dictionary, MORE!
- Automatic Grading sent directly back to the teacher
- Automatic reports with TEKS correlations & HB 1416 grouping

#### RECEIVE MONTHLY:

- 4 TEKS-correlated passages, articles, poems, and dramas
- Multiple choice, Multi-part, and Multi-select, Hot Text, Text Entry, Inline Choice, Match Table Grid questions/answers
- 1 Editing & 1 Revising Passage with questions and answer choices
- 1 set of Paired Passages and Answer Choices
- Short & Extended Constructed Response prompts (grading typed responses not offered at this time)
- Answer choice analysis
- Incorrect answer choice analysis with distractor notes
- Passage analysis sheets for each passage including: TEKS, Style, Theme, Central Idea, Academic Vocabulary, Inferences, and Supporting Textual Evidence
- Activities for small groups/reteaching/tutorials

**TEACHER WITH UP TO 25 STUDENTS- \$299**  
**ADDITIONAL ADMIN/TEACHER/INTERVENTIONIST- \$100**

LEVEL A: AVAILABLE GRADES 2-10  
LEVEL B: AVAILABLE GRADES 2-8  
LEVEL C: AVAILABLE GRADES 2-8

**ADDITIONAL STUDENT BLOCK (25)- \$199**  
**HOMESCHOOL PRICING PER FAMILY- \$199**

### B LEVEL B: BUILDING BRIDGES

All of Level A, PLUS:

- Teacher videos for self review before teaching new or tough aspects of ELAR such as reading, editing, revising, and composition concepts
- Virtual Trainings w/CPE credit certificates
- Videos may be shown to students
- Classes range from 15-60 minutes in length
- Classes include reading, editing, revising, and composition (short & extended response)

**TEACHER WITH UP TO 25 STUDENTS- \$399**  
**ADDITIONAL ADMIN/TEACHER/INTERVENTIONIST- \$200**

DOWNLOAD THE APP!

### C LEVEL C: CURRICULUM

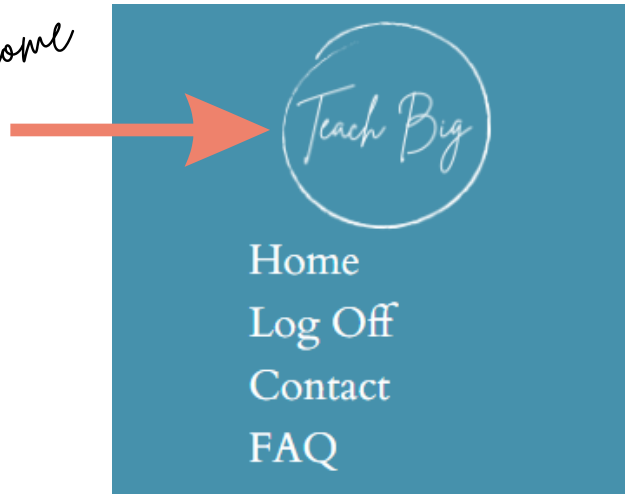
All of Levels A and B, PLUS:

- DAILY lesson plans with TEKS correlations
- Follows TRS Scope and Sequence
- Interactive lessons and games
- Videos, slide shows, chants, puzzles, and songs
- Printable activities and hand-outs (full color + black/white options)
- Corresponding assessments
- Can be utilized on any platform, as well as printed
- Use whole group or individually

**TEACHER WITH UP TO 25 STUDENTS- \$499**  
**ADDITIONAL ADMIN/TEACHER/INTERVENTIONIST- \$300**

# NAVIGATION BUTTONS

*always takes you home*



*App Levels*

**A**

- Flashcards ▶
- Reading Comprehension ▶
- Revising/Editing ▶
- Dual Passage ▶

**C**

- Google Classroom ▶

**B**

- Virtual Lessons ▶

**A**

- Teacher Resources ▶
- View Users ▶

# MONTHLY PASSAGE DISPLAYS

## READING COMPREHENSION

4TH GRADE -

CAPTAIN AMERICA  
LIVES THROUGH THE  
YEARS

BY: RANDI WHITNEY

Take test!

View scores!

SPIDER-MAN

BY: JAKE WHITNEY

Take test!

View scores!

THE AUTHOR, THE  
HERO

BY: RANDI WHITNEY

Take test!

View scores!

THE EVOLUTION OF  
WONDER WOMAN

BY: RANDI WHITNEY

Take test!

View scores!

## REVISING/EDITING

4TH GRADE -

EDITING - MIKEY THE  
WORKER

BY:

Take test!

View scores!

REVISING - FACT OR  
FICTION? THE GILA  
MONSTER

BY:

Take test!

View scores!

DUAL PASSAGE

4TH GRADE -

SPIDER-MAN/THE  
AUTHOR, THE HERO

BY:

Take test!

View scores!

Look at the split screen and tools seen by the students!



Read the selection and choose the best answer to each question.

### The Benefits of Peppermint



By Cheryl Fowler

1 Peppermint is a well-loved and widely used herb that has been known for centuries for its delightful aroma, refreshing taste, and numerous health benefits. This plant, a natural hybrid of watermint and spearmint, has numerous applications in areas like cooking, medicine, and cosmetics. Peppermint is beneficial to our lives in numerous ways. You may recognize the taste or wonderful smell of peppermint candies, and although more research needs to be completed, the peppermint plant is believed to have properties that kill germs. If nothing else, it freshens the breath because of its wonderful fresh smell.

2 Although peppermint oil is believed to soothe a lot of conditions, it should only be used a few drops at a time. It can be harmful if a large amount is taken all at once. Peppermint has long been valued for its ability to soothe digestive issues. Several studies have shown that peppermint oil can help with nausea, vomiting, and other stomach pain. However, some doctors feel more studies need to be completed on peppermint oil before it is recommended for children with upset stomachs. On the other hand, many doctors are already recommending it to help with the side effects of nausea after a person has had chemotherapy.

2023 Copyright Teach BIG Reading and Writing www.teachbig.com 281-549-4466



English Spanish

Highlight

- Yellow
- Orange
- Mint Green
- Lavender
- Remove

Text To Speech (english)

Text To Speech (spanish)

Dictionary

1 ★ 2 ★ 3 ★ 4 ★ 5 ★ 6 ★ 7 ★

Based on information in the article, which conclusion can the reader make about peppermint?

- Peppermint will continue to be used in various ways.
- Scientists will focus on peppermint oil instead of the hard candy.
- Peppermint will become less valuable than it is now.
- Doctors will begin to prescribe peppermint to sick children.

START TIME: 12/11/2023 09:46 AM

END TIME: 12/11/2023 09:47 AM

TOTAL TIME: 01:07:21

SCORE: 80/100

# ABC LEVEL DISPLAYS

A

TEACHER RESOURCES  
4TH GRADE -

- TEKS Breakdown ▶
- Passage Info Sheets ▶
- Answer Analysis Charts ▶
- PDF Passages ▶
- Family Communication ▶
- Interventions ▶
- Enrichments ▶
- Extras ▶

B

VIRTUAL COURSES

EDITING (3-8) - UNIT 2

- ▶ PLAY VIDEO
- 🔗 TAKE QUIZ

C

GOOGLE CLASSROOM  
4TH GRADE -

4th Grade Unit 1

Download

# PDF PASSAGES

# PASSAGE INFO SHEET

Read the selection and choose the best answer to each question.

## Life in the FFA



By Melody Shelton

1 The Future Farmers of America began in 1928 in Kansas City, Missouri. The organization provides experiences for young leaders. It is a group for those who love everything about farming and agriculture. It is famous all across America. Teenagers all over the nation flock to be a part of the organization that has gained so much notoriety.

### A Community Like No Other

2 Life in the FFA is an experience characterized by a sense of community that few other organizations can rival. FFA members come from diverse backgrounds and have a love for agriculture. Kids join local groups, called chapters, and do fun activities. Students learn new skills, grow, and build lasting friendships. FFA members have a common goal to sustain and improve their communities through agriculture.

### Learning for Purpose

3 Education is the basis of all FFA experiences. In most high schools, members have many opportunities to learn about agriculture. Through workshops and hands-on activities, they learn practical skills. These lessons equip them with the knowledge they need to become effective experts of the land.

### Building Future Leaders

4 Many believe FFA is only about farming. It's also about growing future leaders. Leadership development is the foundation of the FFA journey. Members are encouraged to take on roles that will enhance their skills in communication, problem-solving, and collaboration. Students build their confidence and prepare for challenges that lie ahead.

## PASSAGE INFO SHEET

Title: Life in the FFA	Word Count: 374
Lexile Level: 810 - 1000	Author's Purpose: I
Style: Fiction/ <b>Non Fiction</b> /Poetry/Drama	Basis: Science/ <b>Social Studies</b> /Fine Arts
Theme (Short): Community	
Theme (Message): Communities help to nurture and grow young kids into leaders.	
Textual Evidence Supporting Theme: P2 Life in the FFA is an experience characterized by a sense of community that few other organizations can rival.	
Possible Central Idea: The FFA is an organization that has a unique sense of community and is committed to improving their communities through education and leadership development.	
Textual Evidence Supporting Central Idea: P1 The organization provides experiences for young leaders. It is a cool group for those who love everything about farming and agriculture.	
Inference #1: Organizations can foster a strong sense of community that extends beyond the organization and into various aspects of life.	Inference #2: Society should shape the future by nurturing young leaders to develop essential life skills, to address the challenges and opportunities in the real world.
Textual Evidence for Inference #1: P7 Its emphasis is on education, community, and leadership. As FFA members graduate and continue on their paths, they carry with them the values and skills they've learned.	Textual Evidence for Inference #2: P4 Members are encouraged to take on roles that will enhance their skills in communication, problem-solving, and collaboration.
Specialized Vocabulary: agriculture, notoriety, sustain, collaboration, diversity, emphasis, equip, participation	
Plot or Structure: Starred	Chronological Order

# TEKS BREAKDOWN

# ANSWER CHOICE ANALYSIS

## Teach BIG Resources STAAR App

Seventh Grade - Question and Answer Breakdown by TEKS - September 2023

App Level 1: Reading Comprehension and Composition (Section 110.24)			
Passage Title	A #	7 <sup>th</sup> Grade TEKS Item Number & Explanation	Q. Type
The Cajun Navy Nonfiction Social Studies Based Social Studies TEKS (113.20): b.10.C	1	6C Text Evidence	M.Select
	2	6C Text Evidence	M.Select
	3	2B Vocabulary	M.Choice
	4	9A Author's Purpose	M.Choice
	5	7A Character/Theme	M.Choice
	SCR	9A Author's Purpose	SCR
	SCR	5F Inference	SCR
Hoover Dam Nonfiction Social Studies Based SS TEKS (112.28): b.28.A	1	2B Vocabulary	M.Select
	2	2B Vocabulary	M.Select
	3	9A Author's Purpose/Theme	M.Part
	4	6C Text Evidence	M.Part
	5	9 Author's Purpose	M.Choice
	SCR	5F Inference	SCR
	SCR	7C Plot	SCR
History of the Panama Canal Non-Fiction Social Studies Based SS TEKS (113.20) b.28.A, b.10.C	1	2B Vocabulary	M.Choice
	2	6C Text Evidence	M. Select
	3	6C Text Evidence	M. Select
	4	9A Author's Purpose	M.Choice
	5	6C Textual Evidence	M.Choice
	SCR	6B Understanding Text	SCR
	SCR	9A Author's Purpose	SCR
Garner State Park Drama Social Studies Based SS TEKS (112.28):	1	5F Inference	M.Choice
	2	5G Central Idea	M.Part
	3	6C Text Evidence	M.Part
	4	7B Character's Influence on events	M.Choice

## Answer Choice Analysis (SPOON & ROCKS Distractors)

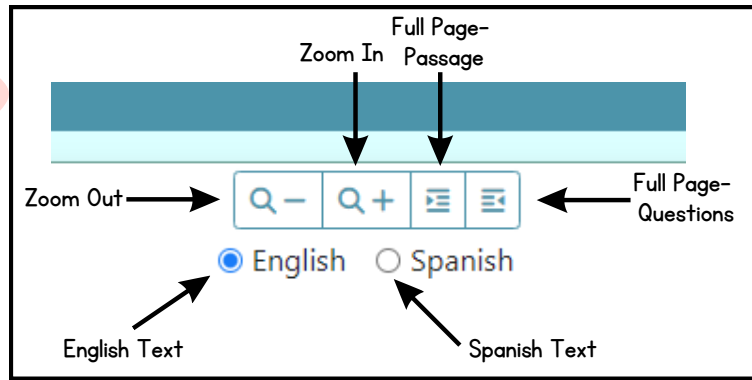
This chart contains the breakdown of every answer choice and its answers and distractors for reading passages and dual passages.

7th Grade – September									
Answer Choice Options for Reading Comprehension Questions (including Dual Passages)									
S – Super answer or supported with text evidence P – Partially correct O – Off topic O – Opposite answer N – Never Ever									
Answer Choice Options for Revision (R, F, A, D.) Questions									
R – Repeat O – Off topic C – Corrector K – Key knowledge (TEK/CC) evidence S – Sentence structure charts									
Answer Choice Options for Editing Questions. Dependent on the specific rule addressed in the question									
Passage 1 - Cajun Navy									
Q1 - M. select	Q2 - M. choice	Q3 - M. choice	Q4 - M. choice						
a	OPP	a	OFF	a	OFF	a	N	a	-
b	N	b	OFF	b	S	b	N	b	-
c	OPP	c	N	c	OFF	c	S	c	-
d	S	d	S	d	N	d	N	d	-
e	S	e		e		e		e	-
Passage 2 - Hoover Dam									
Q1 - M. Select	Q2 - M. Part-A	Q3 - M. Part - B	Q4 - M. choice						
a	N	a	OFF	a	OPP	a	OFF	a	-
b	S	b	S	b	OPP	b	N	b	-
c	N	c	OFF	c	S	c	N	c	-
d	S	d	OFF	d	P	d	S	d	-
e	N	e		e		e		e	-
Passage 3 - History of the Panama Canal									
Q1 - M. choice	Q2 - M. select	Q3 - M. Choice	Q4 - M. choice						
a	N	a	S	a	P	a	OFF	a	-
b	S	b	OFF	b	OPP	b	OFF	b	-
c	N	c	S	c	N	c	OFF	c	-
d	N	d	OFF	d	S	d	S	d	-
e		e	OFF	e		e		e	-
Passage 4 - Garner State Park									
Q1 - M. choice	Q2 - M. Part - A	Q3 - M. Part B	Q4 - M. choice						
a	S	a	P	a	OPP	a	OFF	a	S
b	OPP	b	P	b	S	b	OFF	b	OFF
c	OFF	c	S	c	P	c	OFF	c	OFF
d	OFF	d	OFF	d	OPP	d	S	d	N
e		e		e		e		e	



# HEADER BUTTONS

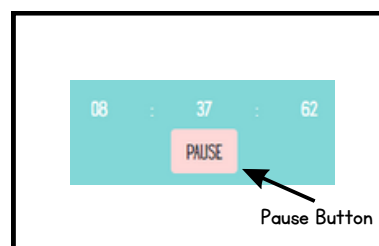
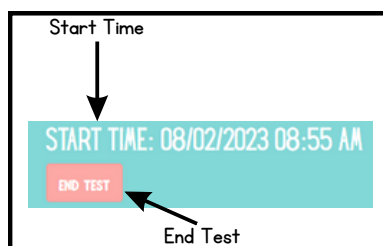
EASY TO TOGGLE  
BETWEEN ENGLISH  
AND SPANISH!



- English Text: This button allows users to select their text language as English.
- Spanish Text: This button allows users to select their text language as Spanish.
- Zoom Out: This button allows users to zoom out on the passages and questions to make the text smaller.
- Zoom In: This button allows users to zoom in on the passages and questions to make their text larger.
- Full Page-Passage: When selected, this button makes the passage fill the users entire screen.
- Full Page-Questions: When selected, this button makes the questions take up the users entire screen.

# FOOTER BUTTONS

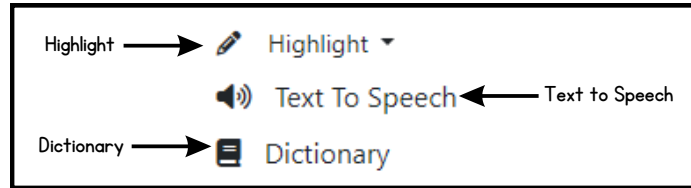
- Start Time: This feature shows the date and time that users have started each practice exam.
- End Test: This button allows users to end each practice exam. After this button has been selected, automatic grading will begin and student practice exam scores will be submitted to the corresponding teacher.
- Pause Button: When selected, this button allows users to pause the time clock for the practice exam. This button is helpful for lunch and bathroom breaks.





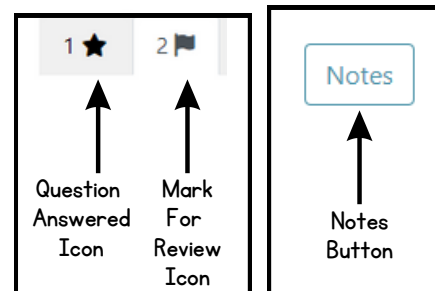
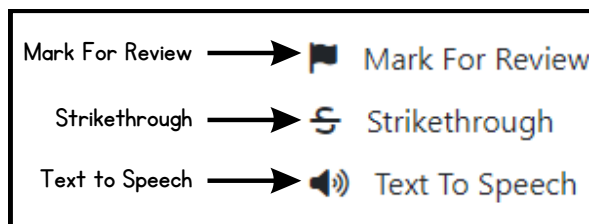
# PASSAGE BUTTONS

Easy to use  
Tools!



- **Highlight Button:** This button allows users to highlight text within the passage. To use this feature, select the text you would like highlighted, and click the “Highlight” button drop-down menu. This drop-down menu will allow users to select between the 4 highlight colors: Yellow, Orange, Mint Green, or Lavender.
- **Text to Speech:** This button gives users the option to hear text read aloud. To use this feature, select the text you would like to hear, and click the “Text to Speech” button. This feature will only work if users are on a device that has speakers.
- **Dictionary:** This button allows users to receive the definition of any word within a passage. To use this feature, select the word you would like defined, and click the “Dictionary” button. The definition of that word will then pop-up on the user’s screen.

# QUESTION BUTTONS

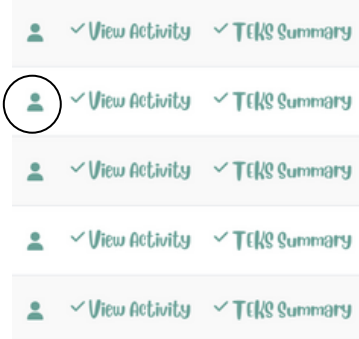


- **Mark For Review:** This button allows users to signify that they need to go back to review a question during their practice exam. After selecting this button, a flag icon will appear next to the question number.
- **Strikethrough:** This button allows users to put a line through answer choices they know are wrong. To use this feature, highlight the answer choice you would like to strikeout, and select the “strikethrough” button.
- **Text to Speech:** This button gives users the option to hear text read aloud. To use this feature, select the text you would like to hear, and click the “Text to Speech” button. This feature will only work if users are on a device that has speakers.
- **Question Answered Icon:** This icon appears next to the question number once a user has answered that question on his/her practice exam.
- **Notes Button:** When selected, this button will open up a notes document which allows users to type information to be used throughout the assessment. Users must save the notes so that they are available for reference on the next question.

# STUDENT PROGRESS-TEACHER VIEW

TO ACCESS THIS INFORMATION:

- SELECT "VIEW USERS"
- SELECT THE SPECIFIC STUDENT FOR WHICH YOU WOULD LIKE TO SEE INFORMATION
- CLICK ON THE PROFILE ICON



### STUDENT TEN

EMAIL: STUDENTTEN  
PHONE:  
SCHOOL: WHITNEY EL  
GRADE: 4TH  
ROLE: STUDENT

[RE-SEND WELCOME EMAIL](#)

TEACHER: TEACHER THREE - TEACHERTHREE  
PARENT: -  
SUBSCRIPTION LEVEL: LEVEL C  
SUBSCRIPTION OWNER: STUDENT TEN - STUDENTTEN

#### ACCOMMODATIONS

TEXT TO SPEECH       SPEECH TO TEXT       DICTIONARY

[SAVE](#)

#### TESTS

SEARCH:

01/09/2024 10:03	THE FASCINATING LIFE CYCLE OF A BUTTERFLY	READING COMPREHENSION	INPROGRESS	
01/31/2024 12:10	THE BENEFITS OF PEPPERMINT	READING COMPREHENSION	INPROGRESS	
01/31/2024 12:12	LETTER TO FLOWER	READING COMPREHENSION	INPROGRESS	
08/20/2023 06:47	THE AUTHOR, THE HERO	READING COMPREHENSION	FINISHED	
08/20/2023 07:04	THE AUTHOR, THE HERO	READING COMPREHENSION	FINISHED	

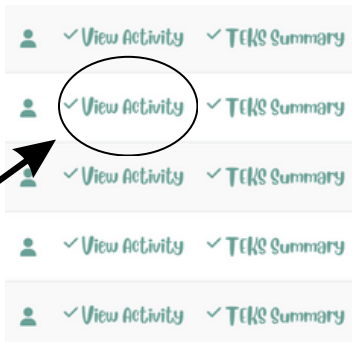
Optional Accommodations: Teachers will select from the options below for each student.

Teachers will click this pink clipboard option to access each student's practice exam progress and results!

# PASSAGE PROGRESS-TEACHER VIEW

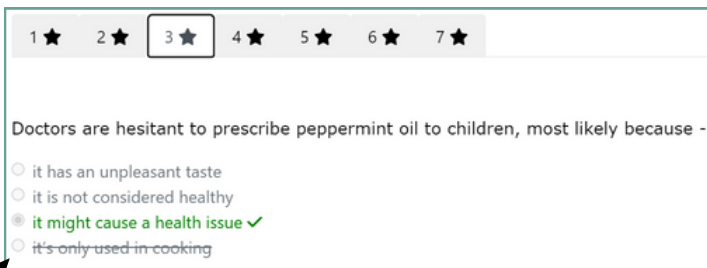
TO ACCESS THIS INFORMATION:

- SELECT "VIEW USER"
- SELECT DESIRED PARAMETERS
- CLICK ON "VIEW ACTIVITY" FOR SCORES AND PROGRESS
- CLICK ON THE PINK CLIPBOARD FOR DETAILS

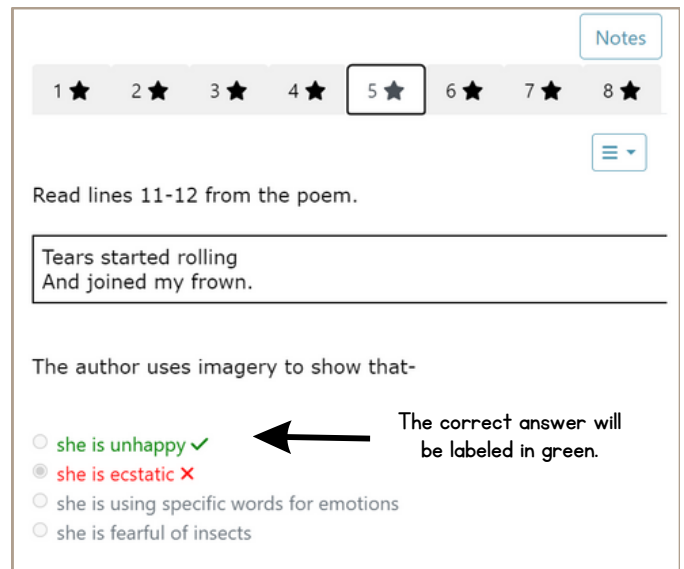


READING COMPREHENSION – "THE AUTHOR, THE HERO"										
Start	End	Student	Score	Status	View					
08/20/2023 04:48 PM	08/20/2023 05:18 PM	Student Nine	100/100	Complete						
08/20/2023 06:47 PM	08/20/2023 06:57 PM	Student Ten	80/100	Complete						
08/20/2023 07:03 PM		Student Nine	0/100	In Progress						
08/20/2023 07:04 PM	08/20/2023 07:31 PM	Student Ten	100/100	Complete						
08/21/2023 02:04 PM		Student Ten	0/100	In Progress						
08/21/2023 04:20 PM	08/21/2023 04:40 PM	Student Eleven	80/100	Complete						

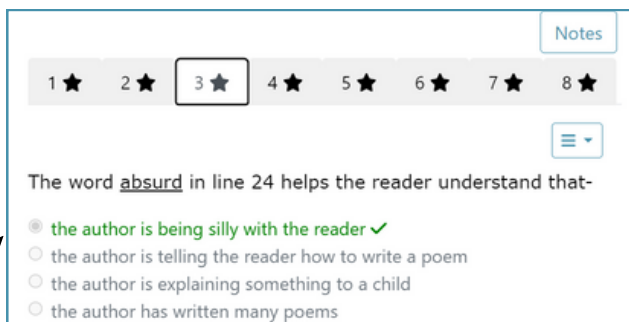
Teachers will click this pink clipboard option to access each student's practice exam progress and results!



Teachers will see the answer choices the student chose to eliminate.



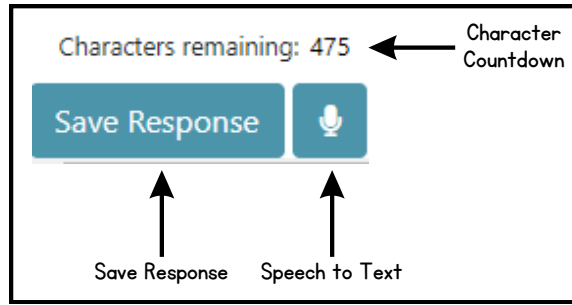
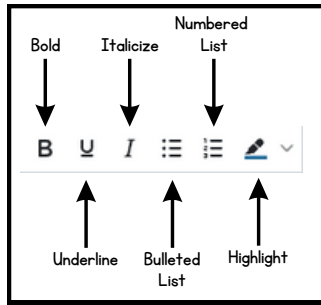
The correct answer will be labeled in green.



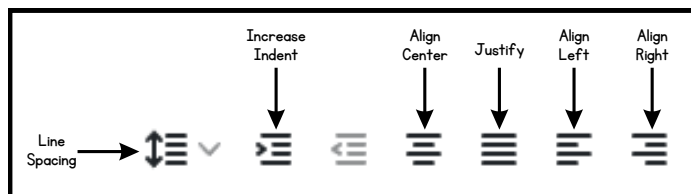
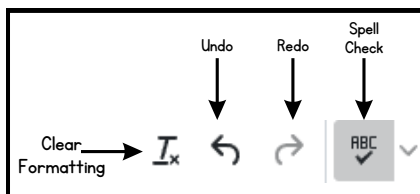
Teachers will see the answer the student chose. If it is in green, the student chose the correct answer.

Teachers will see the answer the student chose. If there is a red answer, the student chose the incorrect answer.

# CONSTRUCTED RESPONSE BUTTONS



- **Bold:** This button allows users to bold their font.
- **Underline:** This button allows users to underline their font.
- **Italicize:** This button allows users to italicize their font.
- **Bulleted List:** This button allows users to insert a bulleted list.
- **Numbered List:** This button allows users to insert a numbered list.
- **Highlight:** This button allows users to highlight text within their Constructed Response. Users will select the text to highlight it and then click the “Highlight” button. The user may change the highlighter color by clicking the drop-down arrow.
- **Characters Remaining:** This feature automatically counts down how many characters are remaining for the user’s Short and Extended Constructed Responses as they type.
- **Save Response:** This button allows users to save their Constructed Responses.
- **Speech to Text:** This button allows users to speak into a microphone and have their dialogue automatically converted into text.



- **Clear Formatting:** This button allows users to remove any formatting applied to their text.
- **Undo:** This button allows users to undo their last action.
- **Redo:** This button allows users to restore actions that were previously undone.
- **Spell Check:** This button allows users to have text checked for spelling errors. The user will select the text they would like checked and select the “Spell Check” button.
- **Line Spacing:** This button allows users to change the space between lines of text.
- **Increase Indent:** This button allows users to increase the distance between the selected text and the left margin.
- **Align Center:** This button allows users to align text to the center.
- **Justify:** This button allows users to give their text straight edges on each side.
- **Align Left:** This button allows users to align text to the left.
- **Align Right:** This button allows users to align text to the right.

# SCR/ECR INPUT - TEACHER VIEW

TO ACCESS THIS INFORMATION:

- SELECT "VIEW USER"
- SELECT DESIRED PARAMETERS
- CLICK ON "VIEW ACTIVITY" FOR SCORES AND PROGRESS
- CLICK ON THE PINK CLIPBOARD FOR DETAILS



CHARACTER COUNTDOWNS FOR SCR AND ECR!

Characters remaining: 475

Characters remaining: 2300

English Spanish

I can say happy and I can say sad.  
I can say scared and I can say mad.  
But none of that **shows** you, what's deep

So read on my friend, and enjoy the ride.

5 I grinned from ear to ear,  
And my eyebrow perked up  
I jumped up and down  
And shouted, "What's Up?"

10 Then I fell to my knees  
And my shoulders hung down  
Tears started rolling  
And joined my frown.

15 Just then I jumped  
Clear up to the sky  
I started shaking and said to myself,  
"No need to react, it's just a fly!"

20 **So I crossed my arms**  
**And pouted my lips**  
**Scrunched up my eyebrows**  
And put my hands on my hips.

I did all of this  
Without saying the words  
That you clearly expected,  
But don't be **absurd!**

25 I'm a real author  
With so much to write  
Why settle for wrong

2023 Copyright Teach BIG Reading and Writing www.teachbig.com 281-549-4466

1 ★ 2 ★ 3 ★ 4 ★ 5 ★ 6 ★ 7 ★ 8 ★

**The poet breaks the poem into seven stanzas because it helps the reader see the different physical actions of the person in the poem.** Stanza one says that it is better to "show" an emotion rather than just "tell" it. The poet uses the other stanzas to "show" excitement in stanza 2 when it states, "I grinned from ear to ear." Stanza 3 shows another emotion when it says, "And my shoulders hung down." When the poet mentions, "I crossed my arms." in stanza 5 that shows another emotion. *This shows that the poet used different stanzas to create different emotions.*

P > STRONG 101 WORDS tiny

Characters remaining: 475

Save Response

Comments

Great job labeling your thesis, textual evidence, and inference!  
Nice work. I am looking forward to reading more of your writings this school year.

START TIME: 08/21/2023 10:20 AM

END TIME: 08/21/2023 10:40 AM

TOTAL TIME: 17:27:88

SCORE: 80/100

Start/End and Total Time spent on this passage

You can see what students highlighted

Teacher Response Box Teachers type advice and compliments. This will show up when a student returns to that passage and clicks "View Scores."

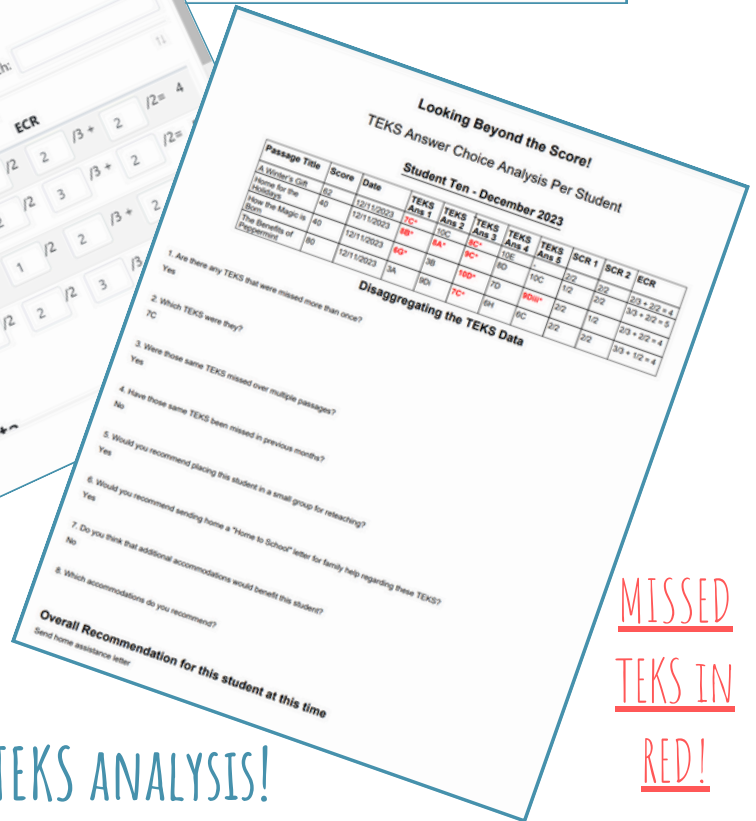
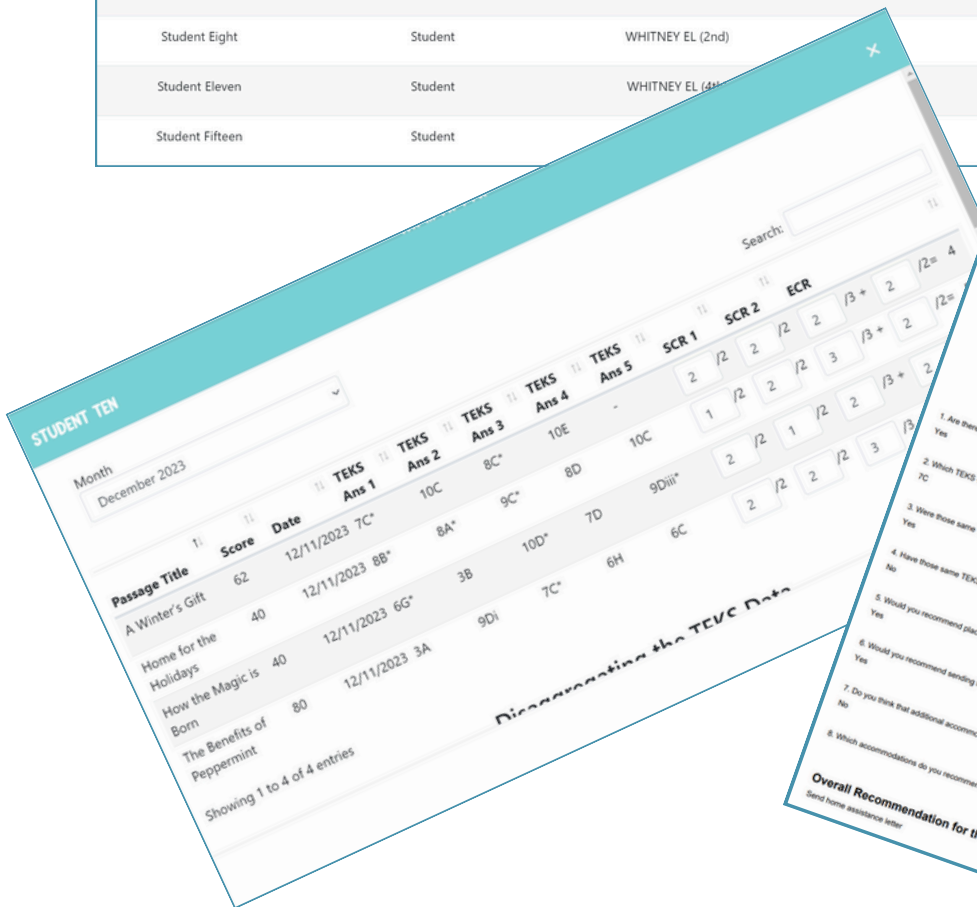
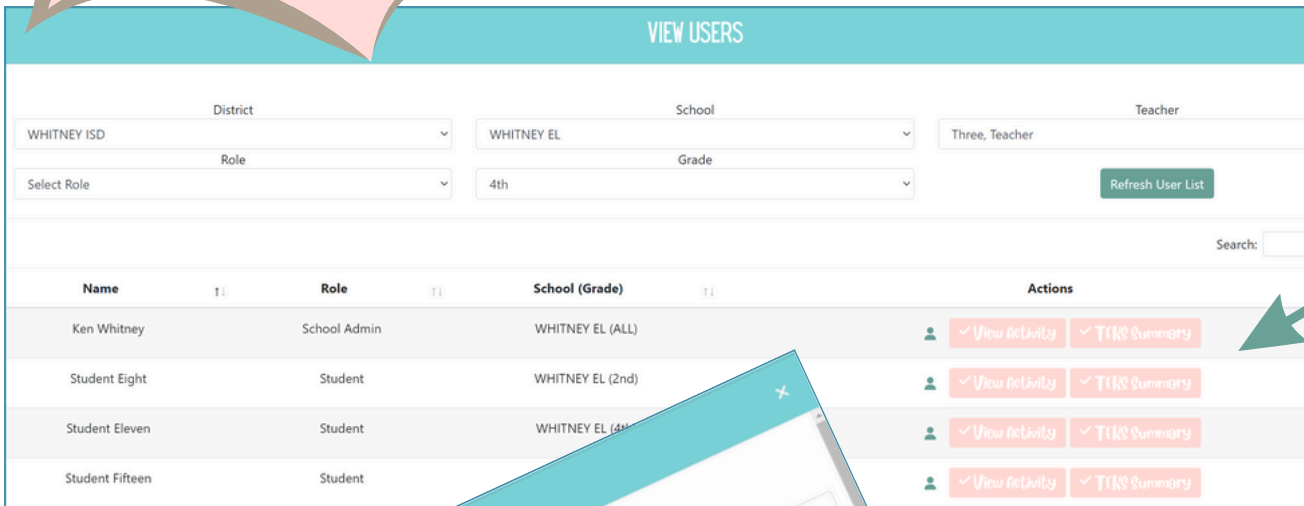
Score for clickable questions

Student Response as they typed it

# TEKS SUMMARY - INDIVIDUAL STUDENT

TO ACCESS THIS INFORMATION:

- SELECT "VIEW USERS"
- SELECT YOUR INFO
- SELECT STUDENT
- SELECT "TEKS SUMMARY"



MISSED  
TEKS IN  
RED!

INSTANT/AUTOMATIC GRADING AND TEKS ANALYSIS!

GREAT FOR PARENT MEETINGS AND DATA-DRIVEN INSTRUCTION!

# TEKS DATA BREAKDOWN BY: CLASS/SCHOOL/DISTRICT

INSTANT/AUTOMATIC  
GRADING & TEKS ANALYSIS!

TO ACCESS THIS INFORMATION:

- SELECT "VIEW USERS"
- SELECT YOUR INFO
- SELECT "TEKS DASHBOARD"
- SELECT "TEKS SUMMARY"

GREAT FOR  
HB 1416  
TUTORIAL GROUPING!

Student Five	Student	WHITNEY EL (2nd)		<a href="#">View Activity</a>	<a href="#">TEKS Summary</a>
Student Four	Student	WHITNEY EL (2nd)		<a href="#">View Activity</a>	<a href="#">TEKS Summary</a>
Student Fourteen	Student	WHITNEY EL (4th)		<a href="#">View Activity</a>	<a href="#">TEKS Summary</a>
Student Nine	Student	WHITNEY EL (4th)		<a href="#">View Activity</a>	<a href="#">TEKS Summary</a>

Showing 1 to 27 of 27 entries

[TEKS Dashboard](#)

## TEKS DATA SUMMARY

### Student

- All
- Eleven, Student
- Nine, Student
- Ten, Student
- Twelve, Student

### Passage Types

- All
- Dual Passage
- Reading Comprehension
- Revising/Editing

### Months

- All

### Passages

- All
- A Winter's Gift December 2023
- A Winter's Gift December 2023
- A Winter's Gift December 2023
- A Winter's Gift December 2023
- A Winter's Gift December 2023
- A Winter's Gift December 2023
- A Winter's Gift December 2023

[Get TEKS Summary](#)

[Get Most Missed TEKS](#)

Looking Beyond the Score!

TEKS Answer Choice Analysis

Student	Month	Passage Title	Score	Date	TEK S Ans 1	TEK S Ans 2	TEK S Ans 3	TEK S Ans 4	TEK S Ans 5	SCR 1	SCR 2	ECR
Student Eleven	August 2023	The Author: How the Magic Works	80	8/21/2023	N/A	N/A	N/A	N/A	N/A	11B	11B	11B
Student Eleven	January 2024	The Author: How the Magic Works	87	1/9/2024	8E	8E	8E	8E	8E	11C	11C	11C
Student Eleven	January 2024	The Author: How the Magic Works	100	1/9/2024	11B	11C	11C	11D	11D	11D	11D	11D
Student Eleven	January 2024	The Author: How the Magic Works	100	1/9/2024	11B	11C	11C	11C	11C	10C	10C	10C
Student Eleven	January 2024	The Author: How the Magic Works	100	1/9/2024	7C	8A	8C	8D	8D	8D	8D	8D
Student Eleven	January 2024	The Author: How the Magic Works	100	1/9/2024	8B	8B	8B	8B	8B	8B	8B	8B
Student Eleven	January 2024	The Author: How the Magic Works	100	1/9/2024	8C	8C	8C	8C	8C	8C	8C	8C
Student Eleven	January 2024	The Author: How the Magic Works	100	1/9/2024	8D	8D	8D	8D	8D	8D	8D	8D
Student Eleven	January 2024	The Author: How the Magic Works	100	1/9/2024	8E	8E	8E	8E	8E	8E	8E	8E
Student Eleven	January 2024	The Author: How the Magic Works	100	1/9/2024	8F	8F	8F	8F	8F	8F	8F	8F
Student Eleven	January 2024	The Author: How the Magic Works	100	1/9/2024	8G	8G	8G	8G	8G	8G	8G	8G
Student Eleven	January 2024	The Author: How the Magic Works	100	1/9/2024	8H	8H	8H	8H	8H	8H	8H	8H
Student Eleven	January 2024	The Author: How the Magic Works	100	1/9/2024	8I	8I	8I	8I	8I	8I	8I	8I
Student Eleven	January 2024	The Author: How the Magic Works	100	1/9/2024	8J	8J	8J	8J	8J	8J	8J	8J
Student Eleven	January 2024	The Author: How the Magic Works	100	1/9/2024	8K	8K	8K	8K	8K	8K	8K	8K
Student Eleven	January 2024	The Author: How the Magic Works	100	1/9/2024	8L	8L	8L	8L	8L	8L	8L	8L
Student Eleven	January 2024	The Author: How the Magic Works	100	1/9/2024	8M	8M	8M	8M	8M	8M	8M	8M
Student Eleven	January 2024	The Author: How the Magic Works	100	1/9/2024	8N	8N	8N	8N	8N	8N	8N	8N
Student Eleven	January 2024	The Author: How the Magic Works	100	1/9/2024	8O	8O	8O	8O	8O	8O	8O	8O
Student Eleven	January 2024	The Author: How the Magic Works	100	1/9/2024	8P	8P	8P	8P	8P	8P	8P	8P
Student Eleven	January 2024	The Author: How the Magic Works	100	1/9/2024	8Q	8Q	8Q	8Q	8Q	8Q	8Q	8Q
Student Eleven	January 2024	The Author: How the Magic Works	100	1/9/2024	8R	8R	8R	8R	8R	8R	8R	8R
Student Eleven	January 2024	The Author: How the Magic Works	100	1/9/2024	8S	8S	8S	8S	8S	8S	8S	8S
Student Eleven	January 2024	The Author: How the Magic Works	100	1/9/2024	8T	8T	8T	8T	8T	8T	8T	8T
Student Eleven	January 2024	The Author: How the Magic Works	100	1/9/2024	8U	8U	8U	8U	8U	8U	8U	8U
Student Eleven	January 2024	The Author: How the Magic Works	100	1/9/2024	8V	8V	8V	8V	8V	8V	8V	8V
Student Eleven	January 2024	The Author: How the Magic Works	100	1/9/2024	8W	8W	8W	8W	8W	8W	8W	8W
Student Eleven	January 2024	The Author: How the Magic Works	100	1/9/2024	8X	8X	8X	8X	8X	8X	8X	8X
Student Eleven	January 2024	The Author: How the Magic Works	100	1/9/2024	8Y	8Y	8Y	8Y	8Y	8Y	8Y	8Y
Student Eleven	January 2024	The Author: How the Magic Works	100	1/9/2024	8Z	8Z	8Z	8Z	8Z	8Z	8Z	8Z

SORT BY ANY COLUMN!

- STUDENT
- DATE
- TEKS
- PASSAGE

MISSED  
TEKS IN  
RED!

# TEKS INTERVENTION GROUPS BY: STUDENT/DATE/PASSAGE

PRINT REPORTS INSTANTLY!

TO ACCESS THIS INFORMATION:  
 -SELECT "VIEW USERS"  
 -SELECT YOUR INFO  
 -SELECT "TEKS DASHBOARD"  
 -SELECT "INTERVENTION GROUPS"

GREAT FOR HB 1416 TUTORIAL GROUPING!

TEKS DATA SUMMARY

Student  
 All  
 Eight, Student  
 Eleven, Student  
 Nine, Student  
 Ten, Student  
 Twelve, Student

Passage Types  
 All  
 Dual Passage  
 Reading Comprehension  
 Revising/Editing

Show/Hide filters

Months  
 All  
 February 2024  
 January 2024  
 December 2023  
 November 2023  
 October 2023  
 September 2023  
 August 2023  
 July 2023

Passages  
 All  
 A Winter's Gift December 2023  
 A Winter's Gift December 2023  
 A Winter's Gift December 2023  
 A Winter's Gift December 2023  
 A Winter's Gift December 2023  
 A Winter's Gift December 2023  
 A Winter's Gift December 2023

TEKS Summary    TEKS Intervention Groups    Customizable Student Reports

TEKS Summary    TEKS Intervention Groups

Print

"6E" Missed 6 Times ^

Student	Passage Title	Date
Student Eleven	How the Magic is Born	12/11/2023
Student Eleven	How the Magic is Born	12/11/2023
Student Eleven	How the Magic is Born	12/11/2023
Student Eleven	How the Magic is Born	12/11/2023
Student Nine	How the Magic is Born	12/11/2023
Student Twelve	How the Magic is Born	12/11/2023

Showing 1 to 6 of 6 entries

"10C" Missed 5 Times v

MISSED TEKS BY:  
 -STUDENT  
 -DATE  
 -PASSAGE

TEKS Intervention Groups

"10D" Missed 3 times  
 Student: Student Eleven, Student Ten, Student Eleven  
 Passage Title: How the Magic is Born  
 Date: 12/11/2023

"6E" Missed 6 times  
 Student: Student Eleven, Student Eleven, Student Eleven, Student Eleven, Student Eleven, Student Eleven  
 Passage Title: How the Magic is Born  
 Date: 12/11/2023

"3A" Missed 2 times  
 Student: Student Eleven, Student Eleven  
 Passage Title: How the Magic is Born  
 Date: 12/11/2023

"10C" Missed 5 times  
 Student: Student Eleven, Student Eleven, Student Eleven, Student Eleven, Student Eleven  
 Passage Title: How the Magic is Born  
 Date: 12/11/2023

"6G" Missed 2 times  
 Student: Student Eleven, Student Eleven  
 Passage Title: How the Magic is Born  
 Date: 12/11/2023

"7A" Missed 4 times  
 Student: Student Eleven, Student Eleven, Student Eleven, Student Eleven  
 Passage Title: How the Magic is Born  
 Date: 12/11/2023

"7C" Missed 4 times  
 Student: Student Eleven, Student Eleven, Student Eleven, Student Eleven  
 Passage Title: How the Magic is Born  
 Date: 12/11/2023

"6H" Missed 4 times  
 Student: Student Eleven, Student Eleven, Student Eleven, Student Eleven  
 Passage Title: How the Magic is Born  
 Date: 12/11/2023

"8C" Missed 4 times  
 Student: Student Eleven, Student Eleven, Student Eleven, Student Eleven  
 Passage Title: How the Magic is Born  
 Date: 12/11/2023

"10C" Missed 4 times  
 Student: Student Eleven, Student Eleven, Student Eleven, Student Eleven  
 Passage Title: How the Magic is Born  
 Date: 12/11/2023

"3A" Missed 3 times  
 Student: Student Eleven, Student Eleven, Student Eleven  
 Passage Title: How the Magic is Born  
 Date: 12/11/2023

"8D" Missed 3 times  
 Student: Student Eleven, Student Eleven, Student Eleven  
 Passage Title: How the Magic is Born  
 Date: 12/11/2023

"3B" Missed 3 times  
 Student: Student Eleven, Student Eleven, Student Eleven  
 Passage Title: How the Magic is Born  
 Date: 12/11/2023

"10D" Missed 3 times  
 Student: Student Eleven, Student Eleven, Student Eleven  
 Passage Title: How the Magic is Born  
 Date: 12/11/2023



# TEKS ENRICHMENT GROUPS BY: STUDENT/DATE/PASSAGE

PRINT REPORTS INSTANTLY!

- TO ACCESS THIS INFORMATION:
- SELECT "VIEW USERS"
  - SELECT YOUR INFO
  - SELECT "TEKS DASHBOARD"
  - SELECT "ENRICHMENT GROUPS"
  - TYPE IN DESIRED SCORE
  - CLICK "GET RESULTS"

GREAT FOR STUDENTS WHO BENEFIT FROM PROJECT-BASED, HIGHER-LEVEL LEARNING!

TEKS DATA SUMMARY

Student:  All,  Eight, Student,  Eleven, Student,  Nine, Student,  Ten, Student,  Twelve, Student

Passage Types:  All,  Dual Passage,  Reading Comprehension,  Revising/Editing

Show/Hide filters: Months:  All,  February 2024,  January 2024,  December 2023,  November 2023,  October 2023,  September 2023,  August 2023,  July 2023

Passages:  All,  A Winter's Gift December 2023,  A Winter's Gift December 2023,  A Winter's Gift December 2023,  A Winter's Gift December 2023,  A Winter's Gift December 2023,  A Winter's Gift December 2023,  A Winter's Gift December 2023,  A Winter's Gift December 2023,  A Winter's Gift December 2023

TEKS Summary | TEKS Intervention Groups | **TEKS Enrichment Groups** | Customizable Student Reports

TEKS Enrichment Groups

90

Get Results

**Looking Beyond the Score!**

TEKS Enrichment Group (min. score: 90)

(Sorted by Student)

Student	Month	Passage Title	Score	Date	TEK S Ans 1	TEK S Ans 2	TEK S Ans 3	TEK S Ans 4	TEK S Ans 5	SCR 1	SCR 2	ECR
Student Eleven	January 2024	Revising - The History of Thanksgiving	100	1/9/2024	11Bi	11C	11C	11Bi	11Bi	/2	-	-
Student Eleven	January 2024	Editing - Andria	100	1/9/2024	11Dx	11Diii	11D	11D	11Dxi	-	-	-
Student Eleven	January 2024	A Winter's Gift	100	1/9/2024	7C	10C	8C	10E	-	/2	/2	0/3 + 0/2 = 0
Student Eleven	January 2024	Home for the Holidays	100	1/9/2024	8B	8A	9C	8D	10C	/2	/2	0/3 + 0/2 = 0
Student Nine	August 2023	The Author, The Hero	100	8/20/2023	-	-	-	-	-	/2	/2	0/3 + 0/2 = 0
Student Nine	January 2024	A Winter's Gift	100	1/9/2024	7C	10C	8C	10E	-	/2	/2	0/3 + 0/2 = 0
Student Nine	January 2024	Home for the Holidays	100	1/9/2024	8B	8A	9C	8D	10C	/2	/2	0/3 + 0/2 = 0
Student Nine	January 2024	Revising - The History of Thanksgiving	100	1/9/2024	11Bi	11C	11C	11Bi	11Bi	/2	-	-
Student Nine	January 2024	How the Magic is Born/A Winter's Gift	100	1/9/2024	6E	6E	6E	6E	-	-	-	0/3 + 0/2 = 0
Student Ten	August 2023	The Author, The Hero	100	8/20/2023	-	-	-	-	-	/2	/2	0/3 + 0/2 = 0
Student Twelve	January 2024	How the Magic is Born	100	1/9/2024	6G	3B	10D	7D	9Diii	/2	/2	0/3 + 0/2 = 0
Student Twelve	January 2024	The Benefits of Peppermint	100	1/9/2024	3A	9Di	7C	6H	6C	/2	/2	0/3 + 0/2 = 0
Student Twelve	January 2024	A Winter's Gift	100	1/9/2024	7C	10C	8C	10E	-	/2	/2	0/3 + 0/2 = 0
Student Twelve	January 2024	Editing - Andria	100	1/9/2024	11Dx	11Diii	11D	11D	11Dxi	-	-	-
Student Twelve	January 2024	How the Magic is Born/A Winter's Gift	100	1/9/2024	6E	6E	6E	6E	-	-	-	0/3 + 0/2 = 0

# GRADING STRUCTURE



## Customizable Student Reports

TO ACCESS THIS INFORMATION:

- SELECT "VIEW USERS"
- SELECT YOUR INFO
- SELECT "TEKS DASHBOARD"
- SELECT "CUSTOMIZABLE STUDENT REPORTS"
- TYPE IN ANSWERS TO QUESTIONS
- CLICK "PRINT"
- TAKE REPORT TO APPROPRIATE MEETINGS

### TEKS DATA SUMMARY

The dashboard includes the following filter sections:

- Student:**  All,  Eight, Student,  Eleven, Student,  Nine, Student,  Ten, Student,  Twelve, Student
- Passage Types:**  All,  Dual Passage,  Reading Comprehension,  Revising/Editing
- Months:**  All,  February 2024,  January 2024,  December 2023,  November 2023,  October 2023,  September 2023,  August 2023,  July 2023
- Passages:**  All,  A Winter's Gift December 2023 (repeated 6 times)

Navigation buttons at the bottom: **TEKS Summary**, **TEKS Interventional Groups**, **TEKS Enrichment Groups**, and **Customizable Student Reports**.

STUDENTS MAY CLICK ON THE "PAUSE" BUTTON IF THEY NEED TO TAKE A BREAK OR PAUSE AN ASSESSMENT.

WHEN STUDENTS FINISH AN ASSESSMENT, THEY WILL CLICK "END TEST."

THEIR SCORE IS AUTOMATICALLY GENERATED AND AVAILABLE FOR THE TEACHER AND STUDENT TO SEE.

## How does the Teach BIG grading work?

All tests equal a total of 100 points.

Those points are divided equally among the questions.

For example, if there are 4 questions that have only one correct answer, each question is worth a maximum of 25 points.

If a question has multiple correct answers, then each answer is worth an equal amount of points within the question.

For example, in a multiselect question with 2 correct answers, the total question is worth 25 points, but each correct answer is worth 12 points. (Rounded)

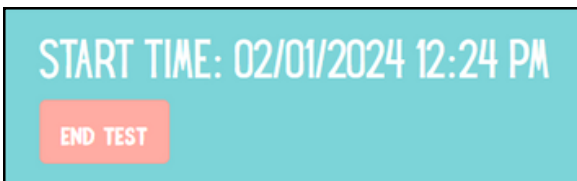
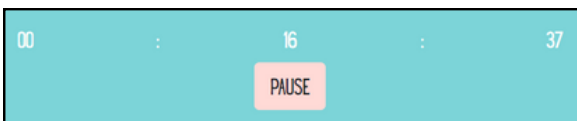
Therefore, if there are 4 questions broken down like this:

1 multiple choice (only 1 answer) = 25 points

1 inline choice (only 1 answer) = 25 points

1 multiple choice (only 1 answer) = 25 points

1 multiselect (2 answer choices) = 25 pts total, or 12.5 pts per correct answer



# A LOOK INTO DIGITAL CLASSROOM LESSONS

THIS IS INCLUDED IN LEVEL "C" OF THE TEACH BIG APP!

C

AVAILABLE FOR GRADES K-8

Our complete, digital Google Classroom Units are **TEKs and TRS aligned.**

You receive the following in each color-coded unit:

- Interactive Google Classroom slides with games and activities that will help students internalize content
- Teacher guide complete with helpful tips and downloadable instructions
- Answer keys for all student slides/activities
- Each unit is accompanied by an assessment
- A variety of passages included
- Question and answer choices aligned with passages
- Individual lesson TEKs correlations
- Interactive instructional videos

**SLIDE DECKS FOR EVERY DAY OF THE YEAR!**

**GREAT FOR IN-PERSON AND VIRTUAL LEARNERS!**

*Believe In Greatness!*

**EDITING & REVISING**

Let's practice! Look at the sentence below. Write a connection and key knowledge sentence that can go with the one given. Also, write a repeat and off topic sentence.

Sleepovers are an important part of childhood.

R  
O  
C  
K

Here is a helpful chart to help you remember your parts of speech.

Noun	A person, place, thing, or idea	Dog, cat, park, Mia
Verb	An action or a state of being	Run, jump, is, was
Adverb	Modifies a verb; tells how an action occurred	Quickly, slowly, carefully
Adjective	Tells about a noun	Red, big, John's

...y sentence has a subject and a predicate. We are going to draw a red line between the subject and the predicate. To do this, we need to identify the noun and the verb in the sentence. We will begin by identifying all of the parts of speech in the sentence. Please press play.

house is over the hill, down the street,

house NOUN truck  
pa Mrs. Smith cat dog

## READING COMPREHENSION

## SHORT & EXTENDED CONSTRUCTED RESPONSE

Was your prediction correct? Drag and drop your answer.

YES

READING COMPREHENSION

It is important to comprehend what you are reading going to illustrate as we read. Get a blank piece of what we are going to do...

**TEXTUAL EVIDENCE**

It is very important that we gather textual evidence to support our thoughts or ideas. We are going to learn TRACKS. Please press play.

**TEXT CONNECTIONS**

Author writes with a goal in mind. He/she is writing to either persuade, inform, or entertain their reader.

T	R
A	C
K	S

**TEXT CONNECTIONS**

**Text to Self**  
comparing something from the text to something in your own life.

**Text to Text**  
comparing something from the text to something you have read in another book, newspaper, or article.

**Text to World**  
comparing something from the text to something else you've seen in the world or something everyone knows to be true.

Let's play a game!

I will show you an introduction. You will decide what type of introduction it is and drag and drop the correct answer.

**CHANGE THEIR MINDS**

Start by predicting why your reader may believe differently than you, and make a statement that may change their mind.

Example: Some people may think that sleepovers may be scary for kids, but they actually help them to learn independence.

**IDENTIFY THE MAIN IDEA**

"Uniforms unite teacher alw...

**WITHOUT**

you tell what would happen without your topic.

Example:

**POSITION STATEMENT**

To begin a persuasive composition, we must first decide on a position statement. A position statement is the thesis statement. It tells your opinion on the topic. Let's look at a prompt.

Why No Uniforms

1 Limit creativity (Boring)

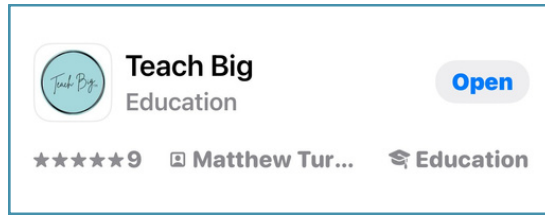
2 Show unique style (Teach independence)

3 Express ourselves (Can't express ourselves)

Download the TB App in the Apple App Store!  
Access Reports on the GO!!!



IT'S FREE!  
USE YOUR TEACH BIG LOGIN!



Full  
Functionality

Full  
Access!

Class Reports

Student  
Resources

Teacher  
Resources

Tutorial  
Groups